

Dear Parents



MAY 2019



Welcome to our Nursery News for the month of May 2019. Spring has sprung & there are signs of growth everywhere. This month will be a particularly busy one so please take a few minutes to catch up on all the events & activities we have planned for the children.

Our theme this month is MINIBEASTS and we hope to welcome many "little visitors" to the nursery including caterpillars, ladybirds & crickets for the children to observe. There is a wealth of learning attached to this theme, from stories & rhymes, to music & movement, from bees & honey to butterflies and art.

Our colours for the month are **Pink & Purple**. Children are encouraged to help build up colour windows by providing interesting things from home.

A copy of our planning will as usual be on display on the noticeboard. Remember that anyone who wishes to have a personal copy of the planning should mention this to your child's teacher and it will be arranged. I also hope to send each family a booklet we have put together on the opportunities of Outdoor Play along with activities & experiences you can share with your child. I hope you will find it of benefit.

With Spring in our midst now the children will be spending longer periods of play outside. In order to protect their delicate skin & prevent problems in later life we ask that all parents ensure they apply sunscreen or block, suited to their child's skin, before they come to school every day. We have bought sun caps especially for use during school hours. Please ensure that all items of clothing are clearly labelled, as children are more inclined to discard them when warm. One mum had a great idea for her little boy. Having put the knees out of at least 3 pairs of track bottoms she has cleverly transformed them into shorts using "wonderweb" to tidy the hem rather than sewing! All it took was two minutes.

As part of our outdoor play this term we will be doing different types of painting & mark making. We would be grateful if parents would have any unwanted spray bottles (like those for watering plants), empty washing up bottles, large paint brushes or rollers (perhaps with loose bristles that are no longer used for decorating). We can make great use of these in our play. Also old small saucepans, colanders and kitchen utensils would be good.



Thanks to everyone who contributed plants, seeds and gardening resources during April's growing theme. In a few weeks time the children will be bringing home their sunflowers and marigolds which they have planted & cared for. Our vegetable patch too is well underway with a variety of vegetables planted so hopefully we will be harvesting before the summer holidays!



Our football coaching continues with Jamie Mulgrew, with the children enjoying every minute. We have more sessions with Jamie during the month of May and June.



The Little Stars Yoga and Mindfulness sessions will continue with Sinead Yorke from Relax Kids. The children have been enjoying this new experience and we have no doubt that these sessions will be beneficial for the children's emotional wellbeing. We plan to have a family session before the end of June so look out for details of this.

On Thursday 2nd May we will welcome Colin from Eason's Book Shop to the Nursery. He has some very special stories e would like to share with the girls and boys.


Please make every effort to attend our Getting Ready session on Wednesday 8th May at 7pm. From first days to lunch times, reading to number work, making friends and being independent, we hope that the session will give you, as parents, some help in giving your child the very best start to Primary One.

On Thursday 9th May the Yellow Room will be going Snail Crazy with Nico's mum Zoe. We will celebrate our Mini beast theme through Snail art and craft activities. Look out for our wonderful display.



Our fundraising for this term continues on Friday 10th May in the Imperial, Central Avenue with our Traditional Music

evening featuring the McClean family and their very talented musicians. Tickets need to be purchased in advance and a buffet supper is included so, please round up your friends and family for a great night out. ALL proceeds come to the Nursery.

 The week beginning **13th May** we will see Carol Lane, the optician (and past parent) visit the Nursery each day to carry out children's eye tests. We were delighted with the response to this initiative. Look out for appointment reminders on Seesaw.


Our Cash for Clobber day is **Thursday 16th May**. We would welcome all your clobber as it is an easy way to raise funds for school whilst also supporting charities. We will take good-quality clothes for re-wear and paired shoes, hats, scarves, bed linen, curtains, towels, belts and scarves. Please leave your bags in school on either Tuesday 14th or Wednesday 15th May. As the van arrives early on Thursday 16th we will not be accepting any bags on this day. So if you are putting away your winter clothes or clothes the children have grown out of, please bag them up for Trinity. (Bags will be placed in trays).

On **Monday 20th May** we will welcome Catherine from RSPB for her Minibeast session and Minibeast Hunt. During the month we also hope to have the folk from Jollye's who bring along a great selection of creepy crawly friends for the children to see and enjoy!

Sonia Lilley will visit later in May to take the class Graduation photos. The photographs will be ready in time for our Graduation ceremonies in June.

On **Friday 24th May**, in order to raise awareness of safety in the sun, we are holding a Hats & Shades Day in association with Gordon's Chemist and the Children's Cancer Fund. More details soon.

Our school trip takes place on **Wednesday 29th May** when we will take the children by double decker bus to the Gruffalo Trail at Colin Glen. We will have the opportunity to listen to this favourite story then go on a walk through the forest to find all the well known characters. We are all excited about this fun day out. More details will follow closer to the time.

 As you and your child begin to contemplate the move to Primary School we will be issuing you with your child's Transition Report early in June. Should you wish to discuss the report an appointment can be arranged with your child's teacher.

Please remember that the Nursery will be closed on Monday 6th May for May Day and also Monday 27th May for the Spring Bank Holiday



Happy Birthday to: Liam McElrath



At this time of year we issue parents with our Nursery Questionnaire, the results of which are used to help us develop and improve what we do at Trinity. The questionnaire is designed in line with the guidelines issued by the Department of Education and Training Inspectorate and helps to inform our School Development Plan. We would appreciate it if parent would complete and return the questionnaires when they are issued on **Monday 13th May**.

For the Summer Term we have planned our new Get Active, physical development programme in conjunction with the Department of Education's Getting Ready to Learn initiative. From mid May the children will have the opportunity to take home, for the weekend, our Get Active rucksacks which are filled with resources and ideas for you to have fun at home whilst developing important gross motor skills.



There will be early closures on **Wednesday 5th** and **Thursday 6th June** to facilitate our Open Days when next year's children will be visiting the Nursery. Children will go home at 11am so there will be no dinners on these days.

To celebrate your child's wonderful Nursery year there will be very special Graduation ceremonies on **Wednesday 19th June for the Red Room** and **Thursday 20th June for the Yellow Room**. More details closer to the time - definitely a special event not to be missed!

Thank you once again for all your support. Our staff appreciate the partnership we have built up during the year.

The Principal and Staff

The final payment of £54 for School Fund will be due by Friday 17th May

Everyday and Everyway Talking about... May



May means spring has finally arrived! Many people start planting their gardens with flowers and vegetables. May will have some rainy days and hopefully lots of sunny days. Whatever happens with the weather, there are still lots of new things to talk about! With the warmth of Spring we will also see lots of mini beasts at home and around the Nursery garden. Try these activities, songs, books and crafts to help your child learn. Speak, sing and talk about books with your child in your own language.



Activities

Planting a garden



Let your child help you when you work in the garden

- They can dig in the dirt beside you with their toy shovel or a spoon
- Have them count how many rocks and worms she finds while digging
- When planting seeds, she can help by putting seeds in each spot in the ground
- Talk about what the seed will grow into
- With your help, your child can put water on the planted seeds. Talk about how the plants need some water, but not too much!
- Look for all sorts of mini beasts - in the garden, on bushes and flowers and have great fun looking under rocks and stones to see what creatures are living there



Rainy Days

Adults like to stay inside when it rains, but children like to play in the puddles. Put on your rubber boots and try splashing in puddles together.

- Talk about the clothes you need to play in the rain - raincoat, umbrella, hood, rain, hat, rubber boots, and rain pants
- See who can make the biggest splash
- Go for a walk and count how many puddles you can find
- Keep an eye out for the worms on the pavement. Explain that they don't like to stay in the ground when it rains. Count how many you see



Slugs and bugs



Browse through books or magazines for pictures of mini beasts. Help your child to identify them by name. Compare them for size, shape, wings, legs and discuss where they might be found.

Talk to your child about treating small creatures with care



Out and about

As you walk in the streets, gardens or park together, point out small creatures you come across. Draw attention to colour, the way the creature moves, what it is feeding on or where it is living.



Mathematics

Find a picture of a ladybird, or better still the real thing! Count the black spots of the ladybird's back.

If you can find a centipede or caterpillar point out the large number of legs these insects have. Compare them to the number of legs a spider has, using language such as "more" and "less".

Songs and Rhymes

I'm a little flower pot

(sung to the tune of I'm a little teapot)


I'm a little flower pot, mum put out.
If you take care of me, I will sprout.
When you water me, I will grow,
Into a pretty flower don't you know?



Little Arabella Millar

Little Arabella Millar
Found a woolly caterpillar
First she put it on her mother
Then upon her baby brother
They said "Arabella Millar
Take away that caterpillar".


Incy Wincy Spider



Incy Wincy Spider 
Climbing up the spout
Down came the rain
And washed poor Incy out.
Out came the sunshine
And dried up all the rain
Incy Wincy Spider
Climbed up the spout again.

Ants

There's a hole in the path
Where an ant came through
And then came another, So that made two
Two ants started to climb a tree
But then came another, So that made three
Three little ants, Then one ant more
Altogether, That made four
Four little ants, Climbed up that tree
But the fifth little ant, Climbed up me.

Here is the Beehive

Here is the beehive, Where are the bees?
Hidden away where nobody sees
Watch & you'll see them come out of the hive
1,2,3,4,5
Bzzzzzzz..... all fly away. 



Remember
to ...

Follow your
child's lead

Add new
words and
ideas

Repeat new
words over
and over

Non Fiction Titles

Mini beasts on a Plant *by Franklin Watts* 
Life as a Butterfly *by Little Nippers*
Life the Flap, Bugs & Slugs *by Usbourne Books*

Fiction Titles

The Very Hungry Caterpillar *by Eric Carle*
What the Ladybird Heard *by Julia Donaldson*
The Disgusting Sandwich *by Gareth Edwards & Hannah Shaw*
Superword *by Julia Donaldson*
The Crunching Munching Caterpillar *by Cain and Tickle*
The Bad Tempered Ladybird *by Finn & Tickle*
Buzz Bumble to the Rescue *by Lynn Hazen*
Bee Wiggled *by Cece Bell* 

Crafts

Egg Carton Spiders



- Using scissors carefully cut one of the corner sections from a cardboard egg box.
- Use the tip of a pen to push 8 small holes around the sides of the section
- For the legs, push a long pipe cleaner in through one of the holes and then push out through the hole which is diagonally opposite.
- Do the same with the other 3 pipe cleaners so there are 8 legs altogether.
- Paint the cardboard and pipe cleaners black.
- Decorate with eyes and fangs.
- If you want to hang your spider up, tape some thread or string to the top.

Planting Hair Seeds

Materials needed: paper or Styrofoam cups, crayons and markers, potting soil, bean or grass seeds (they sprout the fastest), water
Have your child draw a face on the cup with crayons or marker.
Put some potting soil in the cup so it's almost full.
Have your child place some seeds in the dirt.
Cover with some more dirt.
Help your child pour some water into the cup. (Not too much)
Have your child check the cup every day to see if it needs more water and if any sprouts are starting.
Eventually the happy face on the cup will have hair.

When making crafts ... how the craft looks when it is done is not as important as the fun your child has making it