



Dear Parents

December
2019



Welcome to our Nursery News for the month of December 2019. We are on the countdown to Christmas and already there is a growing excitement and air of anticipation in the nursery. This month will be a particularly busy one so please take a few minutes to read about all the wonderful activities and events we have planned for your children during December.

Our theme this month is Christmas and our colours are **GOLD** and **SILVER** - children are encouraged to help build up our colour windows and Christmas table by providing interesting things from home. A copy of our planning for this month will be on display on the notice board. Anyone who wishes to have a personal copy of the planning should request one from your child's teacher. Christmas is a very busy time for crafts and costumes so we would really appreciate any tinsel donations which will add lots more sparkle to the Nursery!

The children have enjoyed our Brown Money Month during November. This is such an easy and popular way of raising some funds and we will keep it running throughout the year, so please keep those pennies coming in!

Happy Birthday to...



Oliver Fyffe, Rose Anderson, Rudie Lyttle



Congratulations to Rose and the Anderson family on the birth of baby Isla and also to Olivia and the Monk-Richards family on the birth of Jessica

The children have settled well into our dinner routine and we are delighted that already many of the children are trying things their parents would never have expected. Please continue to reinforce good table manners at home encourage your child's growing independence by letting them feed themselves at meal times and praising them for sitting well during meal times.





ENROLMENT 2020/2021


The nursery criteria for September 2020 is now available on our website www.trinitynurseryschool.co.uk. A new digital application process has now been introduced by the Education Authority and applications can be submitted online from 7th January – 30th January 2020. Once the application has been submitted supporting documents (original birth certificate and proof of address) should be presented to the nursery by asap.


For further information on the application process please go to www.eani.org.uk/parents/admissions


Some important dates for your diary:


 Our Open Day for prospective parents 2020/2021 will take place on **Friday 29th November**. In order to facilitate this, the children will go home at **11am** on this day. Thank you for your understanding.

 We hope to bring back our very successful after school club - Monkeynastix Movement Education Programme. A demonstration class will take place in the Yellow Room on **Tuesday 3rd December at 9am**. The programme will hopefully begin on Thursday 16th January, one afternoon a week @ 1.20pm. More details soon.

 Our **Christmas Coffee and Crafts** morning takes place on **Wednesday 4th December** from 10am-1pm. Please come along and support this Christmas fundraiser, browse around the crafts, soak up the atmosphere and pick up a few Christmas presents. Admission is £2 (includes hot drinks and festive goodie).

 On **Friday 6th December** we will visit the children in St Comgall's and will be treated to a wonderful Christmas show there too. We hope to leave school around 9am on that day, returning around 10.30am. If any of our parents are free you are welcome to join us. Please also ensure you give permission for your child to go on this trip.

 Parents are invited to our Christmas concerts on **Tuesday 17th December for the Yellow Room & Wednesday 18th December for the Red Room at 12.00**. For Health & Safety reasons and limited space we can only invite 2 family members per child. We trust you will understand that safety and comfort are paramount. Also, large crowds can induce stage fright for our young stars! *On the day of the Christmas concerts they will not be having dinner and we will instead provide a more substantial snack. So no dinners on Tuesday 17th December for Yellow Room and no dinners on Wednesday 18th December for Yellow Room.* Dinner money for this week will be £7.50 for 3 days.

 **Thursday 19th December** we will welcome Mr Hullabaloo and his interactive Theatre Company. This will be the last day for school dinners.


 On **Friday 20th December** is our last day of school and we are looking forward to lots of fun. We will take part in our Christmas Jumper Day with everyone getting the chance to show the world their silly side by wearing their favourite festive knits for the day. We're suggesting a £2 donation, or whatever you can give. Santa loves to collect all the dummies the boys and girls have brought in for his baby reindeer so if your child is at that stage and wants to help Santa please give them to Mrs Perry. School finishes at **11am**.


We may also have a special visitor in a red suit dropping by!


**SCHOOL REOPENS IN THE NEW YEAR ON
TUESDAY 7TH JANUARY 2020 AT THE
NORMAL TIME AND DINNER MONEY WILL
BE £10 FOR FOUR DAYS**


**SCHOOL FUND FOR THE FIRST HALF OF
TERM 2 WILL BE £36**


Some small reminders to parents at this time to ensure the effective running of the Nursery:-

 Please keep the nursery up to date with any change of address, mobile numbers etc. as it is vital we have a means of contacting you directly.

 All the staff would like to make a very special plea to parents to ensure that all uniforms are clearly marked with your child's name. A permanent marker is just as acceptable as sew-on labels. It is amazing just how many sweatshirts etc. have no name. We would also ask that pants, socks & uniforms which have been used during "little accidents" are returned to us as our stocks are at an all time low.

 Please ensure that dinner money is sent in on Mondays so that it can be lodged asap. We do not like to have large sums of money left in the school. The correct amount would be appreciated as change can be difficult to make, please also ensure your child's name is clearly labelled.

 If you have not already done so, please send in a warm hat for your child to wear during outdoor play. We keep these in our special hat box.

 Please be mindful when dropping off and collecting your child from school. We have had a couple of phone calls during Term 1 from local residents in the Brunswick Road area concerned for the safety of pedestrians. Parents with small children and buggies have had to walk onto the road as the cars are parking on the footpath. Also, the area in front of the school gates should not be used for parking your car at any time, nor should the school car park be used unless permission has been given (medical reasons). The private car park at Greenmount Apartments behind the Nursery should not be used either for parking. The safety of the children must come first.


In recent years there has been a growing trend for children to give Christmas cards to the entire class & staff. For parents this is not only time consuming but yet another added expense at this time of year. I would respectfully ask parents to discourage this trend as the children are so young and there really is no need.



*Wishing you all a happy and peaceful Christmas
from the Principal & Staff at Trinity Nursery School*



Everyday and Everyway Talking about... December



December can be a month of celebration and great excitement. Whatever your tradition or celebration, it will often mean the Nativity story, gift giving, decorating and special food. When you talk with your child during these special activities, they learn even more!

Try these activities, songs, books and crafts to help your child learn. Speak, sing and talk about books with your child in your own language.



Activities

Traditions

Talk about the traditions you have in your family. Take time to include your child in these traditions. Explain what each tradition means, and why it is important to your family.

Talk about your own childhood memories of Christmas.

Involve your child in the Christmas plans.

Talk about their Advent Calendars.



Decorating the house

Let your child help you decorate.

- Help him put the unbreakable ornaments where he can reach – on the bottom of the tree.
- Talk about the ornaments as you hang them up – *Where did you get them? What do they look like? What colour are they? Who made them?*
- Use place words – *up, down, high, low, under, or beside.*
- Use new words – *branches, sap, needles, hooks, tinsel, garland or twinkling lights.*
- Help your child make his own ornaments and hang them around the house.



Wrapping Gifts

With your help he or she can get the tape ready, cut the ribbon, and write the names on the tags (or kisses and hugs)

- Talk about how the tape is sticky and the ribbon is shiny.
- Talk about the size of the box and paper.



Concerts

Most communities, schools or churches have holiday concerts for children. Look for one in your area.

- Talk about the things you see on the stage.
- Talk about the songs and instruments you hear.
- Talk about the play or story.
- Ask your child what they think will happen.

Holiday Lights

Take a walk or drive through your area and look at all the pretty lights and decorations.

- Talk about the different decorations – snowmen, angels, Santa or candles.
- Talk about which lights you like best and why.
- Visit a local light display.

Out and About

When shopping, draw attention to Christmas decorations and shop displays. Which displays does your child like best? Why?

- Deliver Christmas cards together talking about street names and house numbers. Go to the Post Office together to buy Christmas stamps. Talk about friends and family, who live further away.

Songs and Rhymes

Want to learn more songs and rhymes and rhymes?
Look for a parent-child music class in your area.

Are you sleeping?

(A Christmas version)

Are you sleeping?
No more peeking
Or I'll tell, or I'll tell
Santa Claus is coming
Santa Claus is coming
Hear his bells
Hear his bells!

Twinkle Twinkle

Twinkle twinkle Christmas lights
Father Christmas came last night
Up above the snowy skies
Eating ice cream and mince pies
Twinkle twinkle Christmas lights
Father Christmas came last night

Traditional Christmas songs

- Away in a Manger
- Jingle Bells
- Frosty the Snowman
- When Santa got stuck up the chimney
- Rudolph the Red-Nosed Reindeer

Remember to:

Follow your child's lead

Add new words and ideas

Repeat new words over and over

Books

Go to your local library to find these and many more great books
Merry Christmas, big hungry bear!

By Don and Audrey Wood

Dream snow by Eric Carle

Frosty the Snowman by Jack


Rollings and Steve Nelson

Silver Bells by Jay Livingston and Ray Evans

Counting Christmas by Karen Katz

My First Swanzaa by Karen Katz

Christmas Angel by Laure Dollin



Making and Baking

- Show your child how to make paper chain decorations.
- Make a letter to Santa by allowing your child to cut out pictures from a toy catalogue.
- Address is to Santa at Santa's Grotto, Reindeer Land, MX4 5HQ and you will be assured a reply courtesy of the Royal Mail.
- In the Kitchen, let your child enjoy and talk about the smells of Christmas cooking. If you are baking mince pies, give your child some of the pastry trimmings to play with.

- Perhaps with a blunt needle you could thread some popcorn to make a Christmas tree garlands.

Soft Sugar Cookies

1 cup butter
1½ cups sugar
2 eggs
1 teaspoon vanilla flavouring
1 teaspoon almond flavouring
⅔ cup milk
4 cups flour
2½ teaspoons baking powder
1 teaspoon salt

Cream together butter and sugar until light and fluffy. Mix in eggs, vanilla and almond flavouring.

Sift together flour, baking powder and salt. Gradually add flour mixture and mix well.

Shape dough into a ball and cover with plastic. Refrigerate overnight. Roll dough to desired thickness and cut with favourite Christmas cookie cutters.

Bake in a 350°F oven for 8-10 minutes.

Let cool and decorate with your favourite icing.

When making

crafts ...

How the craft

looks when it's

done is as

important as the

fun your child has

making it